

**D-Link**<sup>®</sup>

# PRODUCT GUIDE

NETWORK SWITCHES  
CLOUD NETWORK SOLUTIONS  
INDUSTRIAL ETHERNET  
WIRELESS  
SMART HOME SURVEILLANCE



## WHY D-LINK?

## Why D-Link?

D-Link has been the brand of choice for millions of customers since way back in 1986. Back, in fact, since the Internet was in its infancy. We have grown with it, led the trends and continuously developed leading-edge products that reflect the needs and demands of real people in the real world, whether at work or at home.

With over 35 years in the industry, D-Link has both the resources and expertise needed to pioneer technological trends through ongoing research and development programmes. All this translates into affordable, market-leading products that make your business or personal life easier.



### For Home

There's no avoiding it – we now live in a digital world, a world in which we want all our devices to talk to each other, to seamlessly integrate without the need for human intervention or continual techy tinkering. We want to stream music throughout our homes, ask Siri or Alexa what the weather will be like, visually monitor our babies or pets, download HD movies, share photos, play games and, of course, check our emails and browse the web.

All this needs modern, technologically advanced products that seamlessly integrate into our lives. And D-Link provides it all. Whether you need the latest Wi-Fi 6 router, a state-of-the-art network camera, smart plug, Wi-Fi range extender or a 5G hotspot, there's a D-Link product to suit.

### For Business

From a business user perspective, D-Link has the scale, the resources, the experience and the expertise that the world's most demanding businesses look for. We make sure we stay really close to our customers' businesses and then, because our R&D resources are geared to fast-track product development, we provide them with early access to the most advanced solutions possible.

D-Link's switching, industrial Ethernet, wireless, security, and network management solutions deliver best-in-class performance. We offer standardised technology with industry-leading functionality integrated into highly flexible, highly reliable and highly secure solutions that are easy to implement, at a price you can afford.



# Contents



<b>Switches</b>	4
Unmanaged	4
Fast Ethernet Smart Managed	6
Gigabit Smart Managed	7
Long-Range PoE Switches	10
Multi-Gigabit Smart	11
10 Gigabit Smart Managed	12
Layer 2 Gigabit Managed Switches	13
Layer 3 Gigabit Managed Switches	14
Data Center 10/25/40/100G Managed Switches	16
D-View 7 & 8	17
Switch Accessories	17
Industrial	18



<b>5G</b>	21
5G Modem & Router	21



<b>Cloud Networking Solution</b>	22
Nuclias Cloud	24
Nuclias Connect	25



<b>Business Wireless</b>	26
Managed Wireless	26
Access Points	27



<b>mydlink</b>	28
mydlink devices & mydlink app	28



<b>Consumer Wireless</b>	30
EAGLE PRO AI Series	30
Covr Whole-Home Wi-Fi	33
Wi-Fi Routers	34
Wi-Fi Modem Routers	35
Wi-Fi Extenders, Access Points & Hotspots	36
3G/4G LTE Wi-Fi Adapters	36



<b>USB</b>	37
USB Hubs & Docking Stations	36



<b>D-Link Assist</b>	38
D-Link Assist	38



<b>Value In Partnership+ Programme</b>	39
--	----

SWITCHES



**Unmanaged Switches**

*No-brainer networking*

**Just plug it in, make your connections, and that's it. No configuration necessary.**

- Simple to setup with plug 'n' play
- Optional PoE models

**GO Switch Unmanaged Low Cost**

2.5G/10G Unmanaged

2.5G / 10G



MODEL	DMS-105	DMS-107	DMS-108	DMS-106XT
Number of 10/100/1000BASE-T ports		5		
Number of 10/100/1000/2.5GBASE-T ports	5	2	8	5
Number of 10/100/1000/2.5G/10GBASE-T ports				1
Switching capacity	25 Gbps	20 Gbps	40 Gbps	45 Gbps
Desktop	•	•	•	•
Wall-mountable	•	•	•	•
Metal enclosure	•	•	•	•
Fanless	•	•	•	•
MAC address		2K		4K
Jumbo frame	9216 Bytes	9216 Bytes	9216 Bytes	9728 Bytes
802.1p QoS	•	• (Gigabit port only)	•	•
Number of QoS queues	8	8	8	8
IGMP snooping				•
Cable diagnostics				•
D-Link Green	•	•	•	•
802.3az EEE	•	•	•	•
Power supply type	External	External	External	External

Unmanaged GO-SW



MODEL	GO-SW-5E	GO-SW-8E	GO-SW-5G	GO-SW-8G	GO-SW-16G	GO-SW-24G
Number of 10/100BASE-TX ports	5	8				
Number of 10/100/1000BASE-T ports			5	8	16	24
Switching capacity	1 Gbps	1,6 Gbps	10 Gbps	10 Gbps	32 Gbps	48 Gbps
Rackmountable					•	•
Metal enclosure					•	•
Fanless	•	•	•	•	•	•
MAC address	2K	2K	2K	4K	8K	8K
802.1p QoS			•	•	•	•
Number of QoS queues			4	4	8	8
D-Link Green	•	•	•	•	•	•
802.3az EEE	•	•	•	•	•	•
Power supply type	External	External	External	External	External	External

\* Not available for UK and Ireland

# Keep your workflow running smoothly

If a switch fails, your business can experience any number of issues, from loss of connectivity for a group of users, to major disruption and downtime for the entire network. From the core of your network to its edge, D-Link's comprehensive selection of switches includes 10 Gigabit, Gigabit, Fast Ethernet and PoE that range from entry level to fully managed, more sophisticated solutions, including switches designed specifically for Metro Ethernet and datacentre applications.

**Independent switch reviews...**



Tolly Group has tested several of our smart managed and fully managed switches against well-known competitors, and the results are excellent. To find out more, visit <https://dlink.to/tolly-reports>.

Fast Ethernet Unmanaged

Fast Ethernet



	DES-1005D	DES-105	DES-1005P	DES-1008D	DES-108	DES-1008PA	DES-1016D	DES-1024D
<b>MODEL</b>	DES-1005D	DES-105	DES-1005P	DES-1008D	DES-108	DES-1008PA	DES-1016D	DES-1024D
Number of 10/100BASE-TX ports	5	5	5	8	8	8	16	24
Switching capacity	1 Gbps	1 Gbps	1 Gbps	1.6 Gbps	1.6 Gbps	1.6 Gbps	3.2 Gbps	4.8 Gbps
PoE standards			802.3af, 802.3at			802.3af		
PoE power budget			60 W			52 W		
PoE capable ports			Port 1-4, up to 30 W			Port 1-4, up to 15.4 W		
Desktop	•	•	•	•	•	•	•	•
Rackmountable							•	•
Metal enclosure		•	•		•	•	•	•
Fanless	•	•	•	•	•	•	•	•
MAC address	2K	2K	2K	1K	1K	1K	8K	8K
Jumbo frame		2047 Bytes			1536 Bytes		2000 Bytes	
802.1p QoS		• (Strict mode)	• (Strict mode)		• (Strict mode)		2• (Strict mode)	• (Strict mode)
Number of QoS queues		2	4		2		4	4
D-Link Green	•	•	•	•	•		•	•
802.3az EEE	•	•	•	•	•		•	•
Power supply type	External	External	External	External	External	External	Internal	Internal

Gigabit Unmanaged

Gigabit Ethernet



	DGS-1005D	DGS-105GL	DGS-105	DGS-1005P	DGS-1008D	DGS-108GL	DGS-108	DGS-1008P	DGS-1008MP	DGS-1016D	DGS-1016S	DGS-1024D	DGS-1026MP
<b>MODEL</b>	DGS-1005D	DGS-105GL	DGS-105	DGS-1005P	DGS-1008D	DGS-108GL	DGS-108	DGS-1008P	DGS-1008MP	DGS-1016D	DGS-1016S	DGS-1024D	DGS-1026MP
Number of 10/100/1000BASE-T ports	5	5	5	5	8	8	8	8	8	16	16	24	24
Number of Combo 10/100/1000BASE-T/SFP ports													2
Switching capacity	10 Gbps	10 Gbps	10 Gbps	10 Gbps	16 Gbps	16 Gbps	16 Gbps	16 Gbps	16 Gbps	32 Gbps	32 Gbps	48 Gbps	52 Gbps
PoE standards				802.3af, 802.3at				802.3af, 802.3at	802.3af, 802.3at				802.3af, 802.3at
PoE power budget				60 W				68 W	125 W				370 W
PoE capable ports				Ports 1-4, up to 30 W				Ports 1-4, up to 30 W	Ports 1-8, up to 30 W				Ports 1-24, up to 30 W
DIP switch (EEE/Flow Control/Port Isolation and Storm Control)										•		•	
Desktop	•	•	•	•	•	•	•	•	•	•	•	•	•
Rackmountable										•		•	•
Metal enclosure		•	•	•		•	•	•	•	•	•	•	•
Fanless	•	•	•	•	•	•	•	•	•	•	•	•	2 x smart fan
MAC address	2K	2K	2K	2K	4K	4K	8K	4K	8K	8K	8K	8K	8K
Jumbo frame	9720 Bytes	9216 Bytes	9216 Bytes	9216 Bytes	9720 Bytes	9216 Bytes	9216 Bytes	9720 Bytes	9216 Bytes	10,000 Bytes	9,216 Bytes	10,000 Bytes	9600 Bytes
802.1p QoS	• (Strict mode)	• (Strict mode)	• (Strict mode)	• (Strict mode)	• (Strict mode)	• (Strict mode)	• (Strict mode)	• (Strict mode)	• (Strict mode)	•	•	•	•
Number of QoS queues	4	8	4	4	4	8	4	4	4	8	8	8	8
IGMP snooping	•	•	•	•	•	•	•	•	•	•	•	•	•
Cable diagnostics	•	•	•	•	•	•	•	•	•	•	•	•	•
D-Link Green	•	•	•	•	•	•	•	•	•	•	•	•	•
802.3az EEE	•	•	•	•	•	•	•	•	•	•	•	•	•
Power supply type	External	External	External	External	External	External	External	External	Internal	Internal	External	Internal	Internal

## SWITCHES



## Smart Switches

*They're called Smart for a reason*

D-Link Smart Switches offer a robust set of Layer 2 and Layer 2+ features and are designed to support your company's most demanding applications. With port densities ranging from 8 to 52, speeds ranging from Fast Ethernet to 10 Gigabit, models with or without PoE, we have the right Smart Switch solution to keep your business running and your budget intact.

Smart switches are attractively priced, easy to set up and configure, and support an essential suite of L2/L2+ switching features. D-Link offers six families of Smart Switches to meet the networking needs of businesses of all sizes.



## What are the benefits of...

### PoE Support?

Power over Ethernet makes network device installation simpler, safer, and less expensive. Whether you're deploying a network of IP Cameras, Wireless APs, IP phones, or any other PoE device, D-Link PoE switches will provide the flexibility, simplicity, safety and cost savings you need for a successful installation.

### 10 Gigabit Connectivity?

10 Gigabit switches offer a low-cost solution to solve the demands for bandwidth. Not only is the cost of installation low, but the cost of network maintenance and management is minimal, since it can be performed by local network administrators. In addition to the cost-reduction benefit, 10 Gigabit Ethernet allows faster switching since it uses the same Ethernet format as slower switches, thus allowing seamless integration of LAN, MAN, and WAN.

### Layer 2+ Support?

Layer 2+ support helps to reduce the pressure of routers and backbone networks through wired speed inter-VLAN routing, improving the overall network efficiency. Further optimisation of the network can be done through L2/L3/L4 Quality of Service (QoS) and Access Control Lists (ACL) to improve network performance as well as security.

### Stacking?

Essentially, stacking enables multiple switches to be seen as a single switch for setup and admin purposes, but also provides more resiliency than uplinked switches. Centralised traffic-path selection mitigates STP issues between switches, and stacking also provides faster bandwidth between switches along with shared power between switches.

# Gigabit Smart Managed

## Gigabit Ethernet



	MODEL	DGS-1100-05V2	DGS-1100-05PDV2	DGS-1100-08V2	DGS-1100-08PV2	DGS-1100-10MPV2	DGS-1100-16V2	DGS-1100-24V2	DGS-1100-24PV2	DGS-1100-26MPV2
HARDWARE	Number of 10/100/1000BASE-T ports	5	5	8	8	8	16	24	24	24
	Number of Combo 10/100/1000BASE-T/SFP ports									2
	Number of 100/1000 Mbps SFP ports					2				
	Switching capacity	10 Gbps	10 Gbps	16 Gbps	16 Gbps	20 Gbps	32 Gbps	48 Gbps	48 Gbps	52 Gbps
	PoE standards		802.3af		802.3af, 802.3at	802.3af, 802.3at			802.3af, 802.3at	802.3af, 802.3at
	Powered by PoE		• (802.3af/at)							
	PoE power budget		18W with 802.3at / 8W with 802.3af input power		64 W	130 W			100 W	370 W
	PoE capable ports		Port 1-2, up to 15.4 W		Port 1-8, up to 15.4 W	Port 1-8, up to 30 W			Port 1-12, up to 30 W	Port 1-24, up to 30 W
	Fanless	•	•	•	•	•	•	•	•	•
	D-Link Green	•	•	•	•	•	•	•	•	•
802.3az EEE	•	•	•	•	•	•	•	•	•	
Power supply type	External	PoE	External	External	Internal	Internal	Internal	Internal	Internal	
L2	MAC address	2K	2K	4K	4K	8K	8K	8K	8K	8K
	802.1D STP, 802.1w RSTP, 802.1s MSTP									
	802.3ad, 802.1AX link aggregation	Static trunk	Static trunk	Static trunk	Static trunk	•	•	•	•	802.3ad
VLAN	VLAN group (max static)	32	32	32	32	128	128	128	128	128
	Port / MAC / protocol-based VLAN, GVRP	Port	Port	Port	Port	Port	Port	Port	Port	Port
	Asymmetric VLAN	•	•	•	•	•	•	•	•	•
	Auto Voice/Surveillance VLAN	•	•	•	•	•	•	•	•	•
L3	IPv4/IPv6 routing table									
	IP interfaces									
	IPv6 support									
	Routing table size									
QoS	Static route for IPv4/IPv6									
	Number of queues per port	4	4	4	4	8	8	8	8	4
	CoS based on contents									
ACL	Bandwidth control (min. granularity)	• (8 Kbps)	• (8 Kbps)	• (8 Kbps)	• (8 Kbps)	• (16 Kbps)	• (16 Kbps)	• (16 Kbps)	• (16 Kbps)	• (8 Kbps)
	ACL (Ingress / Egress / VLAN-based)									
SECURITY	Based on packet contents									
	SSH, SSL (v1/v2/v3)									
	Smart Binding									
	Loopback Detection	•	•	•	•	•	•	•	•	•
AAA	ARP spoofing									
	802.1X access control									
MANAGEMENT	RADIUS server support									
	SNMP (v1/v2c/v3), RMON v1									
	LLDP-MED									
	ICMPv6									
	Nuclias Connect					•*	•*	•*	•*	•*

\* Available in future firmware update in Q2, 2023





# Gigabit Smart Managed / with 10G Uplinks



	MODEL	DGS-1210-26	DGS-1210-28	DGS-1210-28P	DGS-1210-28MP	DGS-1210-52	DGS-1210-52MP	DGS-1250-28X	DGS-1250-28XMP	DGS-1250-52X	DGS-1250-52XMP
HARDWARE	Number of 10/100/1000BASE-T ports	24	24	24	24	48	48	24	24	48	48
	Number of Combo 10/100/1000BASE-T/SFP ports		4	4	4	4	4				
	Number of 100/1000 Mbps SFP ports	2									
	Number of 10G SFP+ ports							4	4	4	4
	Switching capacity	52 Gbps	56 Gbps	56 Gbps	56 Gbps	104 Gbps	104 Gbps	128 Gbps	128 Gbps	176 Gbps	176 Gbps
	PoE standards			802.3af, 802.3at	802.3af, 802.3at		802.3af, 802.3at		802.3af, 802.3at		802.3af, 802.3at
	PoE power budget			193 W	370 W		370 W		370 W		370 W
	PoE capable ports			Ports 1-24, up to 30W	Ports 1-24, up to 30W		Ports 1-48, up to 30W		Port 1-24, up to 30 W		Port 1-48, up to 30 W
	Perpetual PoE			•	•		•				
	Fanless	•	•								
	Smart fan			•	•	•	•	•	•	•	•
	D-Link Green	•	•	•	•	•	•	•	•	•	•
	802.3az EEE	•	•	•	•	•	•	•	•	•	•
	Power supply type	Internal	Internal	Internal	Internal	Internal	Internal	Internal	Internal	Internal	Internal
L2	MAC address	8K	8K	8K	8K	16K	16K	16K	16K	32K	32K
	802.1D STP, 802.1w RSTP, 802.1s MSTP	•	•	•	•	•	•	•	•	•	•
	802.3ad, 802.1AX link aggregation	•	•	•	•	•	•	• (802.3ad only)	• (802.3ad only)	• (802.3ad only)	• (802.3ad only)
VLAN	VLAN group (max static)	256	256	256	256	256	256	4K	4K	4K	4K
	Port / MAC / protocol-based VLAN, GVRP	Port	Port	Port	Port	Port	Port	Port	Port	Port	Port
	Asymmetric VLAN	•	•	•	•	•	•	•	•	•	•
	Auto Voice/Surveillance VLAN	•	•	•	•	•	•	•	•	•	•
L3	IP interfaces	4	4	4	4	4	4	4	4	4	4
	IPv6 support	•	•	•	•	•	•	•	•	•	•
	Static route for IPv4/IPv6	124/50	124/50	124/50	124/50	124/50	124/50	124/50	124/50	124/50	124/50
QoS	Number of queues per port	8	8	8	8	8	8	8	8	8	8
	CoS based on contents	•	•	•	•	•	•	•	•	•	•
	Bandwidth control (min. granularity)	• (16 Kbps)	• (16 Kbps)	• (16 Kbps)	• (64 Kbps)	• (16 Kbps)	• (16 Kbps)	• (16 Kbps)	• (16 Kbps)	• (16 Kbps)	• (16 Kbps)
SURVEILLANCE MODE	Video Surveillance Mode	•	•	•	•	•	•				
	ONVIF Device Discovery	•	•	•	•	•	•				
	Video Surveillance Topology	•	•	•	•	•	•				
	Video Surveillance Device Information	•	•	•	•	•	•				
ACL	ACL (Ingress / Egress / VLAN-based ACL)	• (Ingress)	• (Ingress)	• (Ingress)	• (Ingress)	• (Ingress)	• (Ingress)	• (Ingress)	• (Ingress)	• (Ingress)	• (Ingress)
	Based on packet contents	•	•	•	•	•	•				
SECURITY	SSH, SSL (v1/v2/v3)	•	•	•	•	•	•	• (SSH)	• (SSH)	• (SSH)	• (SSH)
	IP-MAC-port binding (IMPB)	•	•	•	•	•	•	•	•	•	•
	ARP spoofing	•	•	•	•	•	•	•	•	•	•
AAA	802.1X access control	•	•	•	•	•	•	•	•	•	•
	RADIUS	•	•	•	•	•	•	•	•	•	•
MANAGEMENT	Dual image	•	•	•	•	•	•	•	•	•	•
	SNMP (v1/v2c/v3), RMON v1	•	•	•	•	•	•	•	•	•	•
	LLDP-MED	•	•	•	•	•	•	•	•	•	•
	ICMPv6	•	•	•	•	•	•	•	•	•	•
	Command Line Interface (CLI)	Compact	Compact	Compact	Compact	Compact	Compact	Full	Full	Full	Full
	Console port							RJ45	RJ45	RJ45	RJ45
Nuclias Connect	•	•	•	•	•	•					

SWITCHES

# Switches for Surveillance

D-Links range of switches specifically designed and engineered for video surveillance offer both PoE and ONVIF support for the ultimate all-in-one solution

## DGS-1210 Series

The DGS-1210 Series Gigabit Smart Managed Switches are the world's first PoE switches with ONVIF support specifically designed for Video IP Surveillance applications.

This allows it to recognise ONVIF devices and integrate seamlessly with your surveillance network. With the surveillance-optimised web interface, you can access real-time information on your surveillance network such as surveillance topology and device status, as well as PoE power and network bandwidth utilisation. Auto Surveillance VLAN (ASV) function ensures the quality of real-time video for monitoring and control without compromising the transmission of conventional network data.

Auto Surveillance function ensures the quality of real-time video for monitoring and control without compromise

The DGS-1210 Series switches include support for IEEE 802.3af/at and higher power budgets, allowing more PoE devices to be powered by the switch and for devices to be installed in remote locations without immediate access to power outlets. They offer high PoE power budgets – up to 370W – suitable for powering multiple network cameras.



## DSS-100E-9P with Long-Range PoE

The DSS-100E-9P Fast Ethernet PoE Unmanaged Surveillance Switch is specifically designed for surveillance deployment with high PoE power budgets as well as up to 250 metres long-range PoE support\*. This allows cameras to be deployed at an extended distance without the need for additional equipment, providing additional flexibility and convenience as well as saving cost.



	MODEL	DSS-100E-9P
HARDWARE	Number of 10/100BASE-TX ports	8
	Number of 10/100/1000BASE-T ports	1
	Switching capacity	3.6 Gbps
	PoE standards	802.3af, 802.3at
	PoE power budget	92 W
	PoE capable ports	Ports 1-8, up to 30 W
	Extended PoE range	Up to 250 m*
	6kV Surge protection	•
	Desktop	•
	Metal enclosure	•
	Fanless	•
	MAC address	2K
	Power supply type	External

\* Compatible with a wide selection of D-Link PoE-enabled cameras. Please check with your local D-Link customer service for more information. Up to 250 metres connectivity may be affected by cabling quality. We recommend customers to test compatibility before actual physical deployment.







SWITCHES

Multigigabit/Gigabit Layer 3 Managed with 10G Uplinks

Gigabit Ethernet with 10G Uplinks

Multigigabit Ethernet with 25G Uplinks



MODEL	DGS-3130-30TS	DGS-3130-30PS	DGS-3130-30S	DGS-3130-54TS	DGS-3130-54PS	DGS-3130-54S	DMS-3130-30TS	DMS-3130-30PS
<b>HARDWARE</b>								
Number of 100/1000/1000BASE-T ports	24	24		48	48			
Number of Gigabit SFP ports			24			48		
Number of 100/1000/2.5GBASE-T ports							24	16
Number of 100/1000/2.5G/5GBASE-T ports								8
Number of 100/1000/2.5G/5G/10GBASE-T ports							2	2
Number of 10GBASE-T ports	2	2	2	2	2	2		
Number of 10G SFP+ ports	4	4	4	4	4	4		
Number of 10G SFP+/25G SFP28 ports							4	4
Switching capacity	168 Gbps	168 Gbps	168 Gbps	216 Gbps	216 Gbps	216 Gbps	360 Gbps	400 Gbps
PoE standards		802.3af, 802.3at			802.3af, 802.3at			802.3af, 802.3at, 802.3bt
PoE power budget		370 W (740 W with RPS)			370 W (740 W with RPS)			740 W (960 W with RPS)
PoE capable ports		Ports 1-24, up to 30 W (with Perpetual PoE / Fast PoE)			Ports 1-48, up to 30 W (with Perpetual PoE / Fast PoE)			Ports 1-16, up to 30 W Ports 17-24, up to 60 W
Power supply type	Internal	Internal	Internal	Internal	Internal	Internal	Internal	Internal
Physical stacking (device / max bandwidth)	• (9*/80G)	• (9*/80G)	• (9*/80G)	• (9*/80G)	• (9*/80G)	• (9*/80G)	• (9*/200G)	• (9*/200G)
Virtual stacking (device)	• (32)	• (32)	• (32)	• (32)	• (32)	• (32)	• (32)	• (32)
<b>L2</b>								
MAC address	Up to 16K	Up to 16K	Up to 16K	Up to 16K	Up to 16K	Up to 16K	Up to 32K	Up to 32K
802.1D STP, 802.1w RSTP, 802.1s MSTP	•	•	•	•	•	•	•	•
Ethernet ring protection switching (ERPS)	•	•	•	•	•	•	•	•
802.3ad, 802.1AX link aggregation	•	•	•	•	•	•	•	•
<b>VLAN</b>								
VLAN group (max static)	4K	4K	4K	4K	4K	4K	4K	4K
Port / MAC / protocol-based VLAN, GVRP	•	•	•	•	•	•	•	•
Asymmetric, Private, ISM, Super, Voice VLAN	•	•	•	•	•	•	•	•
<b>L3</b>								
IPv4/IPv6 routing table	1024 / 512	1024 / 512	1024 / 512	1024 / 512	1024 / 512	1024 / 512	1024 / 512	1024 / 512
IPv4/IPv6 forwarding table	2048 / 1024	2048 / 1024	2048 / 1024	2048 / 1024	2048 / 1024	2048 / 1024	2048 / 1024	2048 / 1024
IP interfaces	16	16	16	16	16	16	128	128
IPv6 neighbour discovery (ND)	•	•	•	•	•	•	•	•
Static route for IPv4/IPv6	512 / 256	512 / 256	512 / 256	512 / 256	512 / 256	512 / 256	512 / 256	512 / 256
VRRP	•	•	•	•	•	•	•	•
Multicasting	•	•	•	•	•	•	•	•
RIP v1/v2, RIPng, OSPFv2/v3	•	•	•	•	•	•	•	•
<b>QoS</b>								
Number of queues per port	8	8	8	8	8	8	8	8
CoS based on contents	•	•	•	•	•	•	•	•
Bandwidth control (min. granularity)	• (8Kbps)	• (8Kbps)	• (8Kbps)	• (8Kbps)	• (8Kbps)	• (8Kbps)	• (8Kbps)	• (8Kbps)
Single/two rate Three Colour Marker	•	•	•	•	•	•	•	•
<b>ACL</b>								
ACL (Ingress / Egress / VLAN-based)	•	•	•	•	•	•	•	•
Based on packet contents	•	•	•	•	•	•	•	•
<b>SECURITY</b>								
SSH, SSL (v1/v2/v3)	•	•	•	•	•	•	•	•
IP-MAC-port binding (IMPB)	•	•	•	•	•	•	•	•
ARP spoofing, BPDU attack protection	•	•	•	•	•	•	•	•
<b>AAA</b>								
802.1X access control, Microsoft NAP	•	•	•	•	•	•	•	•
RADIUS/TACACS+ authentication	•	•	•	•	•	•	•	•
<b>MANAGEMENT</b>								
SNMP (v1/v2c/v3), RMON v1/v2, sFlow	•	•	•	•	•	•	•	•
LLDP-MED	•	•	•	•	•	•	•	•
802.3ah, 802.1ag, ITU-T Y.1731	•	•	•	•	•	•	•	•
Command Line Interface (CLI)	Full	Full	Full	Full	Full	Full	Full	Full
Out-of-Band Console/Management port	RJ45	RJ45	RJ45	RJ45	RJ45	RJ45	RJ45	RJ45

<sup>2</sup> When stacking the DGS-3130-30TS/30S/30PS models, the stacking cost is 1 per unit so the maximum units per stack is 9. When stacking the DGS-3130-54TS/54S/54PS models, the stacking cost is 2 per unit so the maximum units per stack is 6. When stacking different models in the same stack, switches can be stacked up to a maximum of 12 stacking cost per stack. For example: 2 x DGS-3130-30TS (2 stacking cost) + 2 x DGS-3130-30S (2 stacking cost) + 4 x DGS-3130-54TS (8 stacking cost) consumes a total stacking cost of 12 (2+2+8).



SWITCHES

10/40/100G  
Layer 3 Managed /  
Data Center

10 Gigabit Ethernet



	MODEL	DXS-3400-24TC	DXS-3400-24SC	DXS-3610-54T/SI	DXS-3610-54S/SI
HARDWARE	Number of 10GBASE-T ports	20		48	
	Number of Combo 10GBASE-T/SFP+ ports	4	4		
	Number of 10G SFP+ ports		20		48
	Number of 40G QSFP+/100G QSFP28 ports			6	6
	Switching capacity	480 Gbps	480 Gbps	2.16 Tbps	2.16 Tbps
	Power supply redundancy	1+1	1+1	1+1	1+1
L2	Physical stacking (device / max bandwidth)	• (4/80G)	• (4/80G)	• (12/1200G) / MLAG	• (12/1200G) / MLAG
	Virtual stacking (device)	• (32)	• (32)	• (32)	• (32)
	MAC address	48K	48K	Up to 288K	Up to 288K
VLAN	802.1D STP, 802.1w RSTP, 802.1s MSTP	•	•	•	•
	Ethernet ring protection switching (ERPS)	•	•	•	•
	802.3ad, 802.1AX link aggregation	•	•	• (802.1AX only)	• (802.1AX only)
	VLAN group (max static)	4K	4K	4K	4K
	Port / MAC / protocol-based VLAN, GVRP	•	•	•	•
DataSDN	Port-based, selective double VLAN	•	•	•	•
	ISM, Super, Voice VLAN	•	•	• (Super/ISM VLAN)	• (Super/ISM VLAN)
	VXLAN				
	ONIE				
L3	OpenFlow			v1.3	v1.3
	DCB - 802.1Qbb, 802.1Qaz	•	•	• (802.1Qbb)	• (802.1Qbb)
	IPv4/IPv6 routing table	4K / 1K	4K / 1K	32K / 16K	32K / 16K
	IPv4/IPv6 forwarding table	32K / 16K	32K / 16K	144K / 72K	144K / 72K
	IP interfaces	256	256	256	256
	Static route for IPv4/IPv6	256 / 128	256 / 128	1K / 512	1K / 512
	IPv6 tunneling			•	•
	Multicasting			• (/EI)	• (/EI)
	PIM-DM/SM, DVMRPv3			• (/EI)	• (/EI)
	RIP v1/v2, RIPng, MPLS, VPLS	•	•	• (MPLS, VPLS with /EI)	• (MPLS, VPLS with /EI)
QoS	OSPFv2/v3, BGP4/BGP4+			• (BGP4/BGP4+ with /EI)	• (BGP4/BGP4+ with /EI)
	Number of queues per port	8	8	8	8
	CoS based on contents	•	•	•	•
	Bandwidth control (min. granularity)	• (64Kbps)	• (64Kbps)	• (8Kbps)	• (8Kbps)
ACL	Single/two rate Three Color Marker			•	•
	ACL (Ingress / Egress / VLAN-based)	•	•	•	•
SECURITY	Based on packet contents	•	•	•	•
	SSH, SSL (v1/v2/v3)	•	•	•	•
	IP-MAC-port binding (IMPB)	•	•	•	•
	ARP spoofing, BPDU attack protection	•	•	•	•
AAA	802.1X access control, Microsoft NAP	•	•	•	•
	RADIUS/TACACS+ authentication	•	•	•	•
MANAGEMENT	SNMP (v1/v2c/v3), RMON v1/v2, sFlow	•	•	•	•
	LLDP-MED	•	•	•	•
	ICMPv6	•	•	•	•
	802.3ah, 802.1ag, ITU-T Y.1731	•	•	•	•
	Command Line Interface (CLI)	Full	Full	Full	Full
	Out-of-Band Console/Management port	RJ45	RJ45	RJ45	RJ45



SWITCH ACCESSORIES

# D-View 7

Free Network Management System supporting 25 Nodes and 2 Probes with full access to management tools. Optional upgrade licences to support more.



# D-View 8



D-View 8 is a powerful and scalable network management software that offers end-to-end visibility and control of your business network infrastructure. The ability to categorise and manage D-Link and third-party devices provides a highly customisable and efficient solution you can manage from anywhere, anytime.

D-View 8 is available as Standard or Enterprise editions and can manage up to 5,000 devices for single or multiple organisations on multiple sites.



For more information and download for free from: <https://dview.dlink.com>

## Power over Ethernet (PoE) Adapter / Extender

### DPE-101GI 1-Port Gigabit PoE Injector



- Main Features**
- Use without a PoE switch
  - Supply power to PoE devices
- Physical Features**
- Maximum power input 48 V
  - Gigabit speed
  - Supports 802.3af, up to 15.4 W

### DPE-301GI Gigabit PoE+ Injector



- Main Features**
- Use without a PoE switch
  - Supply power to PoE devices
- Physical Features**
- Maximum power input 55 V
  - Gigabit speed
  - Supports 802.3at/af, up to 30 W

### DPE-301GS Gigabit PoE+ Splitter



- Main Features**
- Add PoE to non-PoE devices
  - Works with PoE switch or injector
- Physical Features**
- 5 V, 9V, or 12 V DC output
  - Gigabit speed
  - Supports 802.3at/af, up to 30 W

### DPE-302GE 2-Port Gigabit PoE Extender



- Main Features**
- Extends PoE connection up to 500 m\*
  - Multiple mounting options
- Physical Features**
- 2 x Gigabit output ports
  - Powered by PoE
  - Up to 60°C operating temperature
  - Supports 802.3at/af, up to 30 W

## Redundant Power Supplies




MODEL	DPS-500A	DPS-520	DPS-700	DPS-PWR740AC	DXS-PWR300AC	DXS-PWR700AC
Output Power	140 W	180 W	589 W	740 W	300 W	770 W
Input Power	90 to 264 V AC	90 to 264 V AC	90 to 264 V AC	90 to 264 V AC	85 to 264 V AC	90 to 264 V AC
Dimensions	172x257x43mm	196x257x52mm	441 x 139x 44mm	185x73.5x40mm	275 x 79 x 40 mm	322 x 55 x 40 mm
Mounting Options	DPS-800	DPS-800	19in Rack, 1U	N/A	N/A	N/A



MODEL	DPS-800
Number of Redundant Power Supply Slots	2
Form Factor	19in Rack, 1.5U
Compatible with Redundant Power Supplies	DPS-200A, DPS-500A

COMPATIBLE SWITCHES	DPS-500A	DPS-520	DPS-700	DPS-PWR740AC	DXS-PWR300AC	DXS-PWR700AC
DGS-1510-52XMP			•			
DGS-1520-28		•				
DGS-1520-28MP			•			
DGS-1520-52		•				
DGS-1520-52MP			•			
DGS-3130-30TS	•					
DGS-3130-30S	•					
DGS-3130-30PS			•			
DGS-3130-54TS	•					
DGS-3130-54S	•					
DGS-3130-54PS			•			
DMS-3130-30TS	•					
DMS-3130-30PS				•		
DGS-3630-28SC	•					
DGS-3630-28TC	•					
DGS-3630-28PC			•			
DGS-3630-52TC	•					
DGS-3630-52PC			•			
DXS-3400-24TC					•	
DXS-3400-24SC					•	
DXS-3600-32S					•	
DXS-3610-54T						•
DXS-3610-54S						•

INDUSTRIAL SWITCHES



Designed for a more connected future

**1 Rugged, Hardened Design**

*Design to operate in wide temperature ranges, vibration, shock, allowing the switches to be deployed in enclosures or cabinets in outdoor locations*

**2 High Availability**

*Comprehensive network redundancy features with fast fault recovery, together with advanced security features provides industrial-grade reliability and protection*

**3 Flexible Options**

*Wide selection of port density, media and PoE provides customer with the flexibility to choose the right switch that best fits their requirement*

**Industrial Ethernet Switches**

*Rugged and reliable*

D-Link's Industrial Ethernet Switches are designed specifically to withstand wide temperature range, vibrations and shock. These rugged, yet easy to deploy, switches have superior environmental specification compared to those of commercial network switches. With its hardened design combined with high availability network features, these switches form vital parts of any network infrastructure facilitating the increasing demand for smart cities, city-wide surveillance and wireless connectivity.



DIS-100E/100G Series Industrial Fast Ethernet / Gigabit Unmanaged Switches for edge deployment	DIS-200G Series Industrial Gigabit Smart Managed Switches for aggregation deployment	DIS-300G Series Industrial Gigabit Managed Switches for aggregation deployment	DIS-700G Series Industrial Layer 2+ Gigabit Managed Switch for core deployment
Plug and play; compact size	Cost-effective; compact size	High performance; compact size	High performance, dual redundant DC input
-40 to 75° operating temperature	-40 to 65° operating temperature	-40 to 75° operating temperature	-40 to 75°C operating temperature
DIN-Rail mounting	DIN-Rail mounting	DIN-Rail mounting	Rack mounting
5-port	12-port	8/12/14-port	24-port SFP + 4-port SFP+
Redundant power inputs	Optional PoE 802.3af/at support	Optional PoE 802.3af/at support	Supports intelligent Quality of Service (QoS)
Optional PoE 802.3af/at support (DIS-100G-5PSW)	VLAN support for added security	VLAN support for added security	Optimisation of network traffic

# Industrial Gigabit Switches



		Unmanaged					Layer 2 Smart Managed		Layer 2 Managed			Layer 2+	
	MODEL	DIS-100E-5W/8W	DIS-100G-5W	DIS-100G-5SW	DIS-100G-5PSW	DIS-100G-6S/10S	DIS-200G-12S	DIS-200G-12PS	DIS-300G-12SW	DIS-300G-8PSW	DIS-300G-14PSW	DIS-700G-28XS	
HARDWARE	Number of 10/100BASE-TX ports	5 / 8											
	Number of 10/100/1000BASE-T ports	5											
	Number of 100/1000 Mbps SFP ports	1											
	Number of 10G SFP+ ports	1											
	PoE standards	802.3af, 802.3at											
	PoE power budget	120 W											
	PoE capable ports	Ports 1-4, up to 30 W											
	Input voltage range	12-58 VDC	12-58 VDC	12-58 VDC	12-58 VDC, 54-58V for PoE+, 48-58V for PoE	12-48 VDC	12-48 VDC	48-58 VDC	12-58 VDC	48-58 VDC (54-58V VDC for PoE+)	48-58 VDC (54-58V VDC for PoE+)	Dual 20-58 VDC	
	Compatible power supplies	DIS-H30-24, DIS-H60-24, DIS-N240-48, DIS-N480-48	DIS-H30-24, DIS-H60-24, DIS-N240-48, DIS-N480-48	DIS-H30-24, DIS-H60-24, DIS-N240-48, DIS-N480-48	DIS-N240-48, DIS-N480-48	DIS-H30-24, DIS-H60-24, DIS-N240-48, DIS-N480-48	DIS-H30-24, DIS-H60-24, DIS-N480-48	DIS-H30-24, DIS-H60-24, DIS-N480-48	DIS-H30-24, DIS-H60-24, DIS-N480-48	DIS-H30-24, DIS-H60-24, DIS-N240-48, DIS-N480-48	DIS-N240-48, DIS-N480-48	DIS-N240-48, DIS-N480-48	DIS-H60-24
	Redundant power input option	-											
Mounting option	Din-rail and wall	Din-rail and wall	Din-rail and wall	Din-rail and wall	Din-rail and wall	Din-rail and wall	Din-rail and wall	Din-rail and wall	Din-rail and wall	Din-rail and wall	Din-rail and wall	19" rack mount	
Operating temperature range	-40*to 75°C	-40*to 75°C	-40*to 75°C	-40*to 75°C	-20*to 65°C	-40*to 65°C	-40*to 65°C	-40 to +75°C	-40 to +75°C	-40 to +75°C	-40 to +75°C	-40 to +75°C	
Vibration, shock and freefall certification	Vibration: IEC60068-2-6; Shock: IEC60068-2-27; Free Fall: IEC60068-2-32												
EMC certification	FCC Part 15, ESD: IEC61000-4-2, Radiated RF (RS): IEC61000-4-3, EFT: IEC61000-4-4, Surge: IEC61000-4-5, Conducted RF (CS): IEC61000-4-6												
Ingress protection	IP30	IP30	IP30	IP30	IP40	IP30	IP30	IP30	IP30	IP30	IP30	IP30	
MAC address	1K	2K	2K	2K	4K	8K	8K	8K	8K	8K	8K	8K	
802.1D STP; 802.1w RSTP; 802.1s MSTP	-												
Fast Failover Protection Rings	-												
802.3ad, 802.1AX link aggregation	-												
VLAN group (max static)	128												
Port / MAC / protocol-based VLAN, GVRP	Port-based, GVRP												
Port-based double VLAN	-												
Auto-Servillance, Voice VLAN	-												
Multicast protocols	IGMP v1/v2, IGMP snooping												
802.1p	-												
Policy-based access control engine	-												
Number of queues per port	4												
Traffic shaper	Port-based												
Traffic policer	TrTCM												
Multicast/Broadcast/Flooding Storm Control	-												
Access control	Web-based												
802.1X access control	-												
RADIUS/TACACS+ authentication	RADIUS only												
SNMP (v1/v2c/v3), RMON v1	SNMP only												
Web-based management	-												
Command line interface (CLI)	-												
HTTPs, SSH	-												
Syslog	-												
Command Line Interface (CLI)	Full												
Console port	RJ45												



MODEL	DWM-312W*/DWM-313 4G LTE M2M Router
Mobile networks	LTE Cat.4/UMTS/HSPA/GSM/GPRS/EDGE
Maximum speed	150 Mbps down / 50 Mbps up (LTE)
Device interface	<ul style="list-style-type: none"> <li>1 x 10/100 Fast Ethernet WAN/LAN port</li> <li>1 x 10/100 Fast Ethernet LAN port</li> <li>1 x DC input</li> <li>3 x SMA (antenna connectors)</li> <li>Dual Micro-SIM slots</li> <li>DI/DO/grounding ports (DWM-312W only)</li> </ul>
Wi-Fi	802.11n/g/b (2.4GHz)
Advanced features	<ul style="list-style-type: none"> <li>QoS engine (Quality of Service)</li> <li>L2TP/PPTP/IPSec VPN Client/Server modes</li> <li>SNMP agent</li> <li>Firmware over the air (FOTA) upgrades</li> <li>Web-based UI</li> <li>Integrated VPN client and server</li> </ul>
Power input	DC 5V / 2A ~ 18V / 0.7A (DWM-312) DC 9V / 2A ~ 36V / 0.7A (DWM-312W)
Operating temp.	-20 to 60 °C

	MODEL	ACCESSORIES
POWER SUPPLIES	DIS-H30-24	30W 24VDC Ultra Slim DIN Rail PSU • Input: 85 ~ 264VAC • Output: 21.6 ~ 29V DC • Din rail TS-35/7.5 or 15 mountable • -30~70°C operating temperature
	DIS-H60-24	60W 24VDC Ultra Slim DIN Rail PSU • Input: 85 ~ 264VAC • Output: 21.6 ~ 29V DC • Din rail TS-35/7.5 or 15 mountable • -30~70°C operating temperature
	DIS-N240-48	240W 48VDC DIN Rail PSU • Input: 90 ~ 264VAC • Output: 48 ~ 55V DC • Din rail TS-35/7.5 or 15 mountable • -20~70°C operating temperature
	DIS-N480-48	480W 48VDC DIN Rail PSU • Input: 90 ~ 264VAC • Output: 48 ~ 55V DC • Din rail TS-35/7.5 or 15 mountable • -20~70°C operating temperature
SFP TRANSCEIVERS	DIS-S301SX	1-port Mini-GBIC SFP to 1000BaseSX Multi-Mode Fibre Transceiver • up to 550 m • -40~85°C operating temperature
	DIS-S302SX	1-port Mini-GBIC SFP to 1000BaseSX Multi-Mode Fibre Transceiver • up to 2 km • -40~85°C operating temperature
	DIS-S310LX	1-port Mini-GBIC SFP to 1000BaseLX Single-Mode Fibre Transceiver • up to 10 km • -40~85°C operating temperature
Media Converter	DIS-M100G5W	Industrial 10/100/1000Base-T to SFP Media Converter • IP30-rated housing • -40~70°C operating temperature

\* Available in UK only

SWITCH ACCESSORIES

SFP/SFP+ Transceivers

Fast Ethernet SFP Transceivers



MODEL	DEM-211
Standard	IEEE 802.3u 100 BASE-FX
Connector	Duplex LC
Cable Type (Maximum Distance)	Single-Mode
	Multi-Mode
Wavelength	1310 nm
Power	3.3 V
Hot-Pluggable	•

Gigabit Ethernet SFP Transceivers



MODEL	DGS-712	DEM-310GT	DEM-311GT	DEM-312GT2
Standard	IEEE 802.3ab 1000BASE-T	IEEE 802.3z 1000BASE-LX	IEEE 802.3z 1000BASE-SX	IEEE 802.3z 1000BASE-SX
Connector	RJ45	Duplex LC	Duplex LC	Duplex LC
Cable Type (Maximum Distance)	Single-Mode	9/125 µm fibre (10 km)		
	Multi-Mode		50/125 µm fibre (550 m) 62.5/125 µm fibre (220 m)	62.5/125 µm fibre (1 km) 50/125 µm fibre (2 km)
	Cat	Cat5, Cat5e, Cat6		
Wavelength		1310 nm	850 nm	1310 nm
Power	3.3 V	3.3 V	3.3 V	3.3 V
Hot-Pluggable	•	•	•	•

10//25/40 Gigabit Ethernet SFP+/SFP28/QSFP+ Transceivers




MODEL	DEM-410T	DEM-431XT	DEM-432XT	DEM-S2801SR	DEM-S2801LR	DEM-QX01Q-SR4	DEM-QX10Q-LR4
Standard	IEEE 802.3an 10GBase-T	IEEE 802.3ae 10GBASE-SR	IEEE 802.3ae 10GBASE-LR	IEEE 802.3by 25GBASE-SR	IEEE 802.3cc 25GBASE-LR	40G BASE-SR4	40G BASE-LR4
Connector	RJ45	Duplex LC	Duplex LC	Duplex LC	Duplex LC	MPO	Duplex LC
Cable Type (Maximum Distance)	Single-Mode		9/125 µm fibre (10 km)		9/125 µm fibre (10 km)		9/125 µm fibre (10 km)
	Multi-Mode		50/125 µm fibre (OM2 -82m, OM3-300m), 62.5/125 µm fibre (OM1-33m)		50/125 µm (OM3-70m, OM4-100m)		50/125 µm fibre Single 1x12 MPO receptacle (female) (OM3 MMF: 100 m, OM4 MMF: 150 m)
	Cat	Cat5e, Cat6a (30 m)					
Wavelength		850 nm	1310 nm	850 nm	1310 nm	850 nm	1310 nm
Power	3.3 V	3.3 V	3.3 V	3.3 V	3.3 V	3.3 V	3.3 V
Hot-Pluggable	•	•	•	•	•	•	•

Switch Cables



MODEL	DEM-CB100S/300S	DEM-CB300QXS	DEM-CB100QXS-4XS	DEM-CB100Q28
Cable Series Type	SFP+ Direct Attach	QSFP+ Direct Attach	QSFP+ Direct Attach	QSFP28 Direct Attach
Standard	SFP MSA	SFP MSA	SFP MSA	SFP MSA
Device Rate	10 Gbps	40 Gbps	40 Gbps	100 Gbps
Connector Type	SFP+ Cable Assembly	QSFP+ Cable Assembly	QSFP+ to four 10G SFP+ Cable Assembly	QSFP28 to QSFP28 Cable Assembly
Wire AWG	30	30	30	30
Minimum Cable Bend Radius	23.5 mm	32 mm	23 mm	34.5 mm
Cable Length	100/300 cm	300 cm	100 cm	100 cm
Voltage	30 V AC	30 V AC	30 V AC	30 V AC
Current	0.5 A	0.5 A	0.5 A	0.5 A
Operating Temperature	-40°C to 85°C	-40°C to 85°C	-40°C to 75°C	-40°C to 75°C
Connectivity	Recommended for use only with D-Link Switching Products	Recommended for use only with D-Link Switching Products	Recommended for use only with D-Link Switching Products	Physical Stacking Cable for DXS-3610 Series

Media Converters



MEDIA CONVERTERS	DMC-300SC	DMC-S15SC	DMC-700SC	DMC-810SC	DMC-G01LC	DIS-M100G-SW
Standards	10/100BASE-TX 100BASE-FX	10/100BASE-TX 100BASE-FX	1000BASE-T 1000BASE-SX	1000BASE-T 1000BASE-LX	1000BASE-T SFP	1000BASE-T SFP
Connectors	SC / RJ45	SC / RJ45	SC / RJ45	SC / RJ45	SFP / RJ45	SFP / RJ45
Data Rate	100 Mbps	100 Mbps	1 Gbps	1 Gbps	1 Gbps	1 Gbps
Fibre Type	Multi-Mode	Single-Mode	Multi-Mode	Single-Mode	Dependent of SFP	Dependent of SFP
Maximum Distance	2 km	15 km	550 m	Up to 20 km	Dependent of SFP	Dependent of SFP
Operating Temperature	0 ~ 40 °C	0 ~ 40 °C	0 ~ 40 °C	0 ~ 40 °C	0 ~ 40 °C	-40 ~ 70 °C
IP-Rating	N/A	N/A	N/A	N/A	N/A	IP30

\* With multiple units

5G



Harness the power of 5G and experience multigigabit mobile internet speeds. 5G offers faster internet speeds with lower latency than most traditional copper and fibre networks.



With the freedom to deploy anywhere there is 5G coverage, businesses and homes can enjoy multigigabit internet, even in remote and rural locations. Enjoy streaming the latest movie in 4K around the house on multiple devices or use the latest Cloud/SaaS applications in a busy office.



Model	DWP-1010	DWR-978
Product name	5G/LTE Outdoor CPE	5G AC2600 Wi-Fi Router
Indoor/outdoor (IP-rating)	Outdoor (IP67)	Indoor
Mount	Wall and pole	Desktop
Wireless standard	(For installation and maintenance only)	Wave 2 Wireless AC2600
Wireless speed		800 Mbps 2.4 GHz 1732 Mbps 5 GHz
Dual-band		•
MU-MIMO		•
Guest Wi-Fi network		•
Wi-Fi Antennas	Internal	Internal
WPA3		•
4G/5G Antennas	Internal	Internal & detachable external
Type of WAN	5G NR Sub 6 GHz: n1/3/20/28/77/78 (D/L: 4 Gbps, U/L: 620 Mbps)	Gigabit Ethernet, 5G NR Sub 6 GHz: n1/3/20/28/78 (D/L: 1.6 Gbps, U/L: 150 Mbps)
4G/LTE fallback	•	•
Integrated SIM card slot	•	•
Wired LAN speed	2.5 Gigabit	Gigabit
Number of LAN ports	1	4
PoE	802.3at	
Fail-safe Internet		•
USB port		USB 2.0 x 1

The DWP-1010 is a **5G outdoor modem/router** designed to be mounted externally for the optimal 5G reception. Enjoy 5G download speeds of up to **4 Gbps** without the physical wires or fibres. Integrated **6 x 5G antennas** maximise reception, while the **2.5 Gigabit PoE port** minimises connection bottleneck and allows you to connect and power through a single cable.





People simply want things to work as they should, and network management is no exception. D-Link designed Nuclias to be a networking solution with a simple and user-orientated design, packed with rich features and functionality, designed to address the needs of everyone.



## Simplicity

Nuclias Cloud allows any organisation with any level of IT resource to quickly and easily set up, configure, monitor, troubleshoot, and manage their network deployment remotely through a web browser, or the dedicated Nuclias tablet app.

### Zero-Touch Deployment

Zero-touch deployment and reduced installation and configuration costs thanks to a centralised, profile-based cloud management system.

### Hassle-Free Management

Nuclias Cloud is a turnkey solution with simple installation and management, designed to work even if the connection to the cloud is interrupted.

### Unlimited Scalability

Suitable for small branch offices to large networks, Nuclias Cloud provides unlimited capacity and uncompromised throughput with its low in-band data management footprint.

### Main features

- Zero-touch provisioning
- Role-based administration
- Auditable change logs
- Authentication via customisable captive portal, 802.1x and RADIUS server
- Social login for Wi-Fi access supported
- Advanced traffic report and data analysis
- Intuitive web-based interface with multilingual support
- Automatic monitoring and alerts
- Over-the-web firmware upgrades
- Searchable network-wide event log
- Intuitive VLAN Configuration
- Cloud based RF Optimisation

Nuclias Connect is the ideal centralised network management solution for SMB and SME networks. Nuclias Connect makes it easier to analyse, automate, configure, optimise, scale, and secure a network – delivering the convenience of an Enterprise-grade management solution, at an SMB price.

### Free Software Download

Free to download software for Windows and Linux providing centralised management for a wide range of D-Link access points.

### Self-Optimising Network

Nuclias Connect automatically adjusts access point transmission power to optimise coverage as well as self-heal in the event of device failure.

### Local Management

Nuclias Connect can be installed on a local as well as privately hosted cloud server, meaning all the data is kept private. Alternatively, Nuclias Connect Hub\* is a dedicated controller preloaded with the Nuclias Connect management software



## Customisable

# nuclias connect

### Main features

- Free-to-Download Management Software
- License-Free Access Points
- Backwards-Compatibility
- Intuitive Interface
- Inexpensive Hardware Controller (Nuclias Connect Hub)
- Traffic Reporting & Analytics
- Remote Config & Batch Config
- Multi-Tenant & Role-based Administration
- Searchable & Auditable Event & Change Logs
- 802.1x and RADIUS Server, POP3, LDAP
- Multilingual Support
- Front-Desk Ticket Management
- Authentication and Payment Gateway (Paypal)
- Integration via Customisable Captive Portal



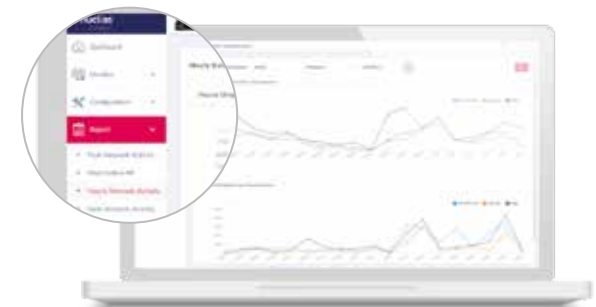
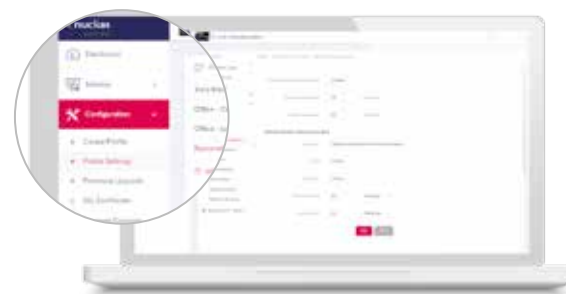
Nuclias Connect Hub

### Flexibility to Meet Your Needs

- Free software download or dedicated Nuclias Connect Hub\*
- Monitoring and remote management of wireless APs on your network
- Control & analytics of a broad or fine granularity, presentable in a variety of formats.
- Manage a variety of distributed deployments, including the option to configure settings and admin accounts in a specific manner for each deployment.
- Expand from a small network to a larger one (up to 1,000 APs)

### Insights at a Glance

- Gain an extensive understanding of your network through usage analytics and status reports which can be viewed at a glance.
- Insights derived from traffic data can create business value.
- Traffic can be viewed across the entire network, to the level of a single AP.



NUCLIAS CLOUD



Complete cloud-managed networking solution for small to medium-sized organisations with one or more sites.

Wi-Fi coverage and network capacity are provided by high-performance Access Points and Managed Switches deployed on site, while configuration and ongoing management can be carried out remotely through a web browser or tablet. Zero-touch provisioning and centralised cloud-based control make the network simpler to install and easier to manage, without the need to have specialised equipment or personnel onsite. SSL encrypted, out-of-band network monitoring and management ensures secure connectivity whilst minimising bandwidth requirement.

Wave 2 Cloud-Managed Access Points



MODEL	DBA-1210P	DBA-2520P	DBA-2820P	DBA-3620P	DBA-3621P
Indoor/Outdoor	Indoor	Indoor	Indoor	Outdoor (IP55)	Outdoor (IP67)
Surge/ESD Protection					6KV/15KV
Wireless standards	Simultaneous Dual-band a/n/ac (Wave 2) and b/g/n				
Antenna	2 x 2 embedded	3 x 3 embedded	4 x 4 embedded	2 x 2 embedded	2 x 2 detachable
Maximum wireless speed	867 Mbps - 5 GHz 300 Mbps - 2.4 GHz	1,300 Mbps - 5 GHz 600 Mbps - 2.4 GHz	1,733 Mbps - 5 GHz 800 Mbps - 2.4 GHz	867 Mbps - 5 GHz 400 Mbps - 2.4 GHz	867 Mbps - 5 GHz 400 Mbps - 2.4 GHz
MU-MIMO	.	.	.	.	.
Power-over-Ethernet	• (802.3af)	• (802.3at)	• (802.3at)	• (802.3af)	• (802.3af)
Wired interface	1 x Gigabit Ethernet	2 x Gigabit Ethernet	2 x Gigabit Ethernet	2 x Gigabit Ethernet	2 x Gigabit Ethernet
Type of Housing	Plastic	Plastic	Plastic	Plastic	Metal
WPA3 Wi-Fi Encryption	.	.	.	.	.

Wi-Fi 6/802.11ax Cloud-Managed Access Points



SD-WAN Gateway



MODEL	DBA-X1230P	DBA-X2830P	MODEL	DBG-2000
Indoor/Outdoor	Indoor	Indoor		
Wireless standards	Simultaneous Dual-band a/n/ac/ax and b/g/n/ax			
Antenna	2 x 2 embedded	4 x 4 embedded		
Maximum wireless speed	1200 Mbps - 5 GHz 600 Mbps - 2.4 GHz	2402 Mbps - 5 GHz 1147 Mbps - 2.4 GHz		
MU-MIMO	.	.		
Power-over-Ethernet	• (802.3at)	• (802.3at)		
Wired interface	1 x Gigabit Ethernet	1 x 2.5G Ethernet, 1 x Gigabit Ethernet		
Type of Housing	Plastic	Plastic		
WPA3 Wi-Fi Encryption	.	.		
			Number of Gigabit ports	4
			Configurable WAN (load balancing)/LAN/DMZ ports	2
			Console port	.
			Firewall throughput	1.8 Gbps
			3DES/AES	450 Mbps
			SSL VPN	200 Mbps
			Maximum concurrent sessions	200,000
			Maximum IPsec VPN, PPTP/L2TP, SSL, GRE VPN tunnel	200
			Intrusion prevention system	.
			Dynamic web content filtering	.



Gigabit Cloud-Managed Switches



	MODEL	DBS-2000-10	DBS-2000-10MP	DBS-2000-28	DBS-2000-28P	DBS-2000-28MP	DBS-2000-52	DBS-2000-52MP
HARDWARE	Number of Gigabit ports	8	8	24	24	24	48	48
	Number of Combo 1000BASE-T/SFP ports			4	4	4	4	4
	Number of SFP ports	2	2					
	Switching capacity	20 Gbps	20 Gbps	56 Gbps	56 Gbps	56 Gbps	104 Gbps	104 Gbps
	PoE standards		802.3af, 802.3at		802.3af, 802.3at	802.3af, 802.3at		802.3af, 802.3at
	PoE power budget		130 W		193 W	370 W		370 W
	PoE capable ports		Ports 1-8, up to 30W		Ports 1-24, up to 30W	Ports 1-24, up to 30W		Ports 1-48, up to 30W
	Time-based PoE		.		.	.		.
	Fanless	.	.	.	.	.	.	.
	802.3az EEE	.	.	.	.	.	.	.
L2	Power supply type	Internal	Internal	Internal	Internal	Internal	Internal	Internal
	MAC address	8K	8K	8K	8K	8K	16K	16K
SECURITY	802.1D STP, 802.1w RSTP	.	.	.	.	.	.	.
	802.3ad link aggregation	.	.	.	.	.	.	.
VLAN	VLAN group (max static)	256	256	256	256	256	256	256
	Port-based VLAN, Voice VLAN	.	.	.	.	.	.	.
SECURITY	SSL	.	.	.	.	.	.	.
	ACL	.	.	.	.	.	.	.
SECURITY	Port security	.	.	.	.	.	.	.





BUSINESS WIRELESS



# Managing Your Network

D-Link's network management options allow you to centrally manage and monitor multiple wireless access points and switches either within a local network or remotely. Furthermore with our Nuclias Cloud-Managed Networks, you can quickly and easily deploy and monitor unlimited number of devices through a simple pay as you grow subscription model.

## Managed Wireless



	Nuclias Cloud	Nuclias Connect	Nuclias Connect Hub (DNH-100)	DWC-1000 (H/W vers. C1)	DWC-2000
Number of Gigabit ports			1 x LAN	4 x LAN, 2 x WAN	4 x Combo LAN
Type of controller	Cloud-based	Software-based (Free)	Hardware-based	Hardware-based	Hardware-based
Standard number of APs	N/A, Subscription per AP	1500	100	12 (48 with cluster of 4 x DWC-1000)	64 (256 with cluster of 4 x DWC-2000)
Maximum number of APs through optional license upgrade	Unlimited APs supported through subscription			66 (264 with cluster of 4 x DWC-1000)	256 (1024 with cluster of 4 x DWC-2000)
Supported AP	DBA-1210P, DBA-2520P, DBA-2820P, DBA-3620P, DBA-3621P, DBA-X1230P, DBA-X2830P	DAP-2610, DAP-2622, DAP-2662, DAP-2680, DAP-2682, DAP-3315, DAP-3711, DAP-3712, DAP-X2810, DAP-X2850, DAP-3666, DIS-2650AP, DIS-3650AP		DWL-6610AP, DWL-6610APE, DWL-6620APS, DWL-7620AP, DWL-8620AP, DWL-8620APE, DWL-8720AP, DWL-X8630AP	
Supported switches	DBS-2000-10MP, DBS-2000-28, DBS-2000-28P, DBS-2000-28MP, DBS-2000-52, DBS-2000-52MP	DGS-1210-10, DGS-1210-10P, DGS-1210-10MP, DGS-1210-20, DGS-1210-26, DGS-1210-28, DGS-1210-28P, DGS-1210-28MP, DGS-1210-52, DGS-1210-52MP (hardware version Fx)			
Supported gateway	DBG-2000				
Zero touch provisioning for AP deployment	•				
AP geolocation	• (with Google Maps)				
Controller redundancy				•	•
Advanced traffic report and data analysis	•	•	•		
Visualised topology	•	•	•	•	•
NAT pass through (AP)	•	•	•		
Multi-tenancy	•	•	•		
WIDS				•	•
IPv6	•	•	•	•	•
Captive portal	•	•	•	•	•
Authentication method	802.1x, RADIUS, Local DB, Facebook, Google login, external RADIUS, LDAP, AD Local DB, Twitter, SMS	802.1x, RADIUS, Local DB, external RADIUS, LDAP, POP3, Wi-Fi passcode, AD Local DB, external RADIUS, NAP		802.1x, RADIUS, Local DB, LDAP, POP3, Wi-Fi passcode, AD Local DB, external RADIUS, NAP	
Payment gateway (Paypal, WorldPay, SecureNet, Authorise.Net)		•	•	•	•
Web redirect	•	•	•	•	•
Auto transmit power control	•	•	•	•	•
Self-healing around failed APs	•	•	•	•	•
Multiple SSID per Radio (AP)	8	8	8	16	16
Band steering	•	•	•	•	•
Seamless roaming	•	•	•	•	•
L2 roaming	•	•	•	•	•
Bandwidth optimisation	•	•	•	• (QoS)	• (QoS)
Load balancing				•	•
Web-based user interface	HTTPS	HTTPS	HTTPS	HTTPS	HTTPS
Firmware/module online check	•	•	•		
Remote management	•	•	•		
Cloud hosting	Native	AWS / Azure	AWS / Azure		
Firmware/configuration upgrade by scheduling	•	•	•		
WAN fail-over				•	
Link aggregation					• (LACP)
Layer 3 routing (table size)				• (100)	• (2048)
Firewall				•	
VLAN	•	•	•	•	•
Support VPN gateway				• (VPN license upgrade)	
Build in DHCP server	•			•	•
Optional license upgrades				DWC-1000-AP6-LIC DWC-1000-VPN-LIC	DWC-2000-AP32-LIC DWC-2000-AP64-LIC DWC-2000-AP128-LIC

➤ Saves time and resources by configuring and managing multiple access points from a cloud, software or hardware-based wireless controller.



	MODEL	DAP-2020	DAP-3711	DAP-3712	DWL-6610AP/APE	DWL-6620APS	DWL-7620AP	DWL-8620AP/APE	DWL-8720AP	DWL-X8630AP
HARDWARE	Wireless standards	b/g/n	a/n/ac	a/n/ac	Simultaneous Dual-Band a/n/ac and b/g/n	Simultaneous Dual-Band a/n/ac (Wave 2) and b/g/n	Simultaneous Tri-Band a/n/ac and b/g/n	Simultaneous Dual-Band a/n/ac (Wave 2) and b/g/n	Simultaneous Dual-Band a/n/ac (Wave 2) and b/g/n	Simultaneous Dual-Band a/n/ac and b/g/n
	Wireless frequency range	2.4 to 2.4835 GHz	5180~5320 MHz, 5745~5825 MHz	5180~5320 MHz, 5745~5825 MHz	2.4 to 2.4835GHz, 5.15 to 5.875GHz	2.4 to 2.4835GHz, 5.15 to 5.875GHz	2.4 to 2.4835GHz, 5.15 to 5.875GHz	2.4 to 2.4835GHz, 5.15 to 5.875GHz	2.4 to 2.4835GHz, 5.15 to 5.875GHz	2.4 to 2.4835GHz, 5.15 to 5.875 GHz
	Maximum wireless speed	300 Mbps - 2.4 GHz	867 Mbps - 5 GHz	867 Mbps - 5 GHz	867 Mbps - 5 GHz, 300 Mbps - 2.4 GHz	867 Mbps - 5 GHz, 400 Mbps - 2.4 GHz	2 x 867 Mbps - 5 GHz, 400 Mbps - 2.4 GHz	1733 Mbps - 5 GHz, 800 Mbps - 2.4 GHz	867 Mbps - 5 GHz, 400 Mbps - 2.4 GHz	2402 Mbps - 5 GHz, 1147 Mbps - 2.4 GHz
	MIMO	•	•	•	•	• (MU-MIMO)	• (MU-MIMO)	• (MU-MIMO)	• (MU-MIMO)	• (MU-MIMO)
	Antenna type	2 x 2 detachable omni-directional	2 x 2 embedded sector	2 x 2 dish sector	2 x 2 embedded / detachable omni-directional	2 x 2 embedded omni-directional	2 x 2 embedded omni-directional	4 x 4 embedded / detachable omni-directional	2 x 2 detachable omni-directional	4 x 4 embedded omni-directional
	Smart Antennas					•				
	Antenna gain	5 dBi	15 dBi	23 dBi	4 / 3 dBi for 2.4GHz, 4 dBi for 5GHz	4 dBi for 2.4GHz, 6 dBi for 5GHz	3 dBi for 2.4GHz, 4 dBi for 5GHz	3 dBi for 2.4GHz, 4 dBi for 5GHz	3.5 dBi for 2.4GHz, 5 dBi for 5GHz	3 dBi for 2.4GHz, 4 dBi for 5GHz
	Power-over-Ethernet		• (proprietary)	• (802.3at)	• (802.3af)	• (802.3at)	• (802.3at)	• (802.3at)	• (802.3af)	• (802.3at)
	Wired interface	1 x Fast Ethernet	2 x Gigabit Ethernet	1 x Gigabit Ethernet	1 x Gigabit Ethernet	2 x Gigabit Ethernet	2 x Gigabit Ethernet	2 x Gigabit Ethernet	1 x Gigabit Ethernet	1 x Gigabit Ethernet, 1 x 2.5G Ethernet
	Link Aggregation					LAG		LACP		LACP
	Console port				•	•	•	•	•	•
Type of housing	Plastic	Plastic	Plastic	Plastic	Plastic	Plastic	Plastic	Metal	Plastic	
Outdoor housing (IP rating)		• (IP66)	• (IP66)					• (IP67)		
Plenum rated (UL-2043)				•	•	•	• (DWL-8620AP only)		•	
WIRELESS MODES	Access point (AP)	•	•	•	•	•	•	•	•	
	WDS with AP	•	•	•	•	•	•	•	•	
	WDS / bridge	•	•	•	•	•	•	•	•	
WIRELESS FEATURES	Maximum number of SSIDs	1	8	8	32 (16 per radio)	32 (16 per radio)	48 (16 per radio)	32 (16 per radio)	32 (16 per radio)	32 (16 per radio)
	Auto channel selection	•	•	•	•	•	•	•	•	
	WMM-PS/802.11e (U-APSD), AP load balance	•	•	•	•	•	•	•	•	
	Wi-Fi scheduler	•	•	•	•	•	•	•	•	
L2 roaming				•	•	•	•	•	•	
SECURITY	WPA3 - 128/192-bit Personal/Enterprise wireless encryption					•	•	•	•	
	WEP 64/128bit, WPA/WPA2-Personal/Enterprise, TKIP/AES encryption	•	• (no WEP encryption)	• (no WEP encryption)	•	• (no WEP encryption)	• (no WEP encryption)	• (no WEP encryption)	• (no WEP encryption)	• (no WEP encryption)
	WPA/WPA2-PSK over WDS				•	•	•	•	•	
	WLAN partition	•	•	•	•	•	•	•	•	
	SSID broadcast disable	•	•	•	•	•	•	•	•	
	Rogue AP detection, station isolation	• (no Rogue AP dect.)	• (no Rogue AP dect.)	• (no Rogue AP dect.)	•	•	•	•	•	•
	MAC address filtering, 802.1X authentication	•	•	•	•	•	•	•	•	
WIRELESS CONTROLLER MANAGED FEATURES	Rogue AP mitigation				•	•	•	•	•	
	L2/L3 fast roaming				•	•	•	•	•	
	WIDS/WIPS				•	•	•	•	•	
	Auto-channel, auto-RF management				•	•	•	•	•	
	AP load balance				•	•	•	•	•	
	Captive portal				•	•	•	•	•	
	View neighbour AP information				•	•	•	•	•	
	Supported D-Link Wireless Controller				DWC-1000, DWC-2000	DWC-1000, DWC-2000	DWC-1000, DWC-2000	DWC-1000, DWC-2000	DWC-1000, DWC-2000	DWC-1000, DWC-2000
MANAGEMENT	WEB	•	•	•	•	•	•	•	•	
	SNMP (v1, V2c, v3)				•	•	•	•	•	
	CLI, Telnet, SSH				•	•	•	•	•	
	Syslog		•	•	•	•	•	•	•	


mydlink



# The smart way to protect and control your home

Keep an eye on your home while you're away, save money by controlling your power budget, set your lights to turn on when it gets dark.  
**Your home, only smarter.**

- 1 Smart scheduling and automation
- 2 Cloud recording allows you to record video clips to off-site cloud storage
- 3 One-tap feature allows you to easily control multiple devices and bundle multiple actions into scenarios
- 4 Works with Amazon Alexa and Google Assistant voice control
- 5 Quick and easy setup with integrated Bluetooth



## Protect Your Home with Smart AI-Based Detection



Person Detection



Multi-zone Motion Detection



Boundary-crossing Detection



Priority Zone



The Smart Full HD Wi-Fi Camera comes with free AI-based intelligent motion detection that helps you customise how alerts are triggered for smarter home monitoring

The 2K QHD Pan & Zoom Outdoor Wi-Fi Camera intelligently detects human and car shape objects and the sound of breaking glass.



## FREE mydlink app with Cloud Recording

The mydlink app takes you to the heart of your smart home, so you can easily control, monitor, and automate every smart home device, wherever you are, whenever you connect to the app.

Control lights around your home without reaching for the switch. Save your home camera recordings straight to the cloud and enjoy your best memories. Turn everything off when you head to bed – mydlink takes the legwork out of your chores so you can spend time doing what you love.



MODEL	DCS-6100LH	DCS-8000LHV2	DCS-8300LHV2	DCS-8325LH	DCS-6500LH	DCS-8515LH*	DCS-8302LH	DCS-8627LH	DCS-8635LH
Indoor/Outdoor	Indoor	Indoor	Indoor	Indoor	Indoor	Indoor	Indoor/Outdoor	Indoor/Outdoor	Indoor/Outdoor
Maximum Video Resolution	1080p	1080p	1080p	1080p	1080p	720p	1080p	1080p	2K QHD 1440p
Night Vision (Range)	● (Up to 5 m)	● (Up to 5 m)	● (Up to 5 m)	● (Up to 5 m)	● (Up to 5 m)	● (Up to 5 m)	● (Up to 5 m)	● (Up to 7 m)	● (Up to 7 m)
Spotlight								● (400 Lumen, 7 m)	
Field Of View (H/V/D)	90° / 60° / 110°	113° / 58° / 138°	100° / 52° / 120°	126° / 63° / 151°	85° / 42° / 100°	96° / 53° / 120°	109° / 57° / 135°	123.8° / 65.4° / 150°	105.4° / 56.4° / 125°
Motorised Pan/Tilt					●	●			● (pan only)
Pan Range					-170° to +170°	-170° to +170°			-135° to +135°
Tilt Range					-40° to +50°	-10° to +95°			
Preset positions					●	●			●
Auto Motion Tracking					●	●			●
Panorama Position Selection					●	●			●
2-Way Audio			●	●	●	●	●	●	●
Built-in Microphone	●	●	●	●	●	●	●	●	●
Built-in Speaker			●	●	●	●	●	●	●
Built-in Siren							●	●	●
PIR Motion Sensor								●	●
Wireless	802.11g/n	802.11g/n	802.11b/g/n	802.11g/n	802.11g/n	802.11b/g/n	802.11g/n	802.11b/g/n	802.11n/ac
Battery-Powered									
Physical Privacy Mode						●			
Ethernet Port							●		
Maximum microSD card			256 GB	256 GB	256 GB	256 GB	256 GB	256 GB	256 GB
Cameras supported per hub									
Optional single unit									
Sound / Motion Detection	●	●	●	●	●	●	●	●	●
Glass Break Detection								●	●
AI-Motion Detection		Person	Person	Person, boundary, multi-zone, priority zone			Person	Person	Person, vehicle
Video Recording	Cloud / App	Cloud / App	Cloud / microSD / App	Cloud / microSD / App	Cloud / microSD / App	Cloud / microSD / App	Cloud / microSD / App	Cloud / microSD / App	Cloud / microSD / App
Amazon Alexa Support	●	●	●	●	●	●	●	●	●
Google Assistant Support	●	●	●	●	●	●	●	●	●
Bluetooth Setup		●	●	●	●	●	●	●	●
ONVIF Support		●	●	●	●	●	●	●	●

\* Available in UK only



EAGLE PRO AI SERIES



# EAGLE PRO AI

Imagine Wi-Fi so clever that it adapts continuously to its surroundings and how you use your Wi-Fi, to provide faster and more stable connections to all your devices. You can mix and match to create an intelligent mesh Wi-Fi for seamless connectivity everywhere. It even intelligently monitors your network usage to give simple, actionable recommendations to keep your network at peak performance for everyone.



EAGLE PRO AI



## EAGLE PRO AI App

### AI Assistant

Proactive app provides notifications and usage reports to keep your Wi-Fi and network traffic optimal

### Enhanced Parental Controls

Create profiles, set schedules, establish bedtime, block specific web domains, and pause the internet



### AI Parental Controls

Assign devices to profiles to block websites, set schedules for access, and turn off Wi-Fi



### AI Mesh Optimiser

Mesh nodes collaborate with each other to optimise network traffic



### AI Wi-Fi Optimiser

Smart continuous channel monitoring gets you connected on the best channel available



### AI Traffic Optimiser

Smart QoS keep your gaming, voice calls, video streaming, and downloads uninterrupted



### WPA3 Security

The latest in wireless encryption to keep your network safe from unauthorised access



### MU-MIMO & OFDMA

Perfect for 4K streaming, VR gaming, video calling and smart home devices



### Voice Control with Google/Alexa

Control your network and devices in your home conveniently through a voice assistant



### Clean Network

Compliant with IEC 62443-4-1 ensure your network stays safe





# One Connection – Infinite Possibilities



MODEL		R15	R32	E15	M15-2 / M15-3	M32-2 / M32-3
GENERAL	Coverage area	Up to 230 m <sup>2</sup>	Up to 230 m <sup>2</sup>	Up to 230 m <sup>2</sup>	Up to 370 m <sup>2</sup> /500 m <sup>2</sup>	Up to 510 m <sup>2</sup> /740 m <sup>2</sup>
	Number of units in pack	1	1	1	2 / 3	2 / 3
	D-Link Wi-Fi Mesh	●	●	●	●	●
Operational Modes		Router/Extender/Bridge	Router/Extender/Bridge	Extender	Router/Extender/Bridge	Router/Extender/Bridge
WIRELESS	Wireless standard	Wi-Fi 6 Wireless AX1500	Wi-Fi 6 Wireless AX3200	Wi-Fi 6 Wireless AX1500	Wi-Fi 6 Wireless AX1500	Wi-Fi 6 Wireless AX3200
	Wireless speed	300 Mbps 2.4 GHz 1201 Mbps 5 GHz	800 Mbps 2.4 GHz 2402 Mbps 5 GHz	300 Mbps 2.4 GHz 1201 Mbps 5 GHz	300 Mbps 2.4 GHz 1201 Mbps 5 GHz	800 Mbps 2.4 GHz 2402 Mbps 5 GHz
	Dual-band	●	●	●	●	●
	Smart steering (automatic selection of optimal Wi-Fi band)	●	●	●	●	●
	Multi-User MIMO (MU-MIMO) + OFDMA	●	●	●	●	●
	Wireless security	WPA2/WPA3	WPA2/WPA3	WPA2/WPA3	WPA2/WPA3	WPA2/WPA3
ADV.	Open VPN	●	●	●	●	●
	Static routes	●	●	●	●	●
WIRED	LAN speed	Gigabit Ethernet	Gigabit Ethernet	Gigabit Ethernet	Gigabit Ethernet	Gigabit Ethernet
	Number of WAN ports / unit	1	1		1	1
	Number of LAN ports / unit	3	4	1	1	2

EAGLE PRO AI SERIES



# Fast, reliable Wi-Fi, wherever you are

Whether setting up Wi-Fi where there is slow or no fixed-line Internet, or wanting a super reliable connection with auto-failover, the 4G-enabled EAGLE PRO AI routers combine 4G+ download speeds of up to 300 Mbps with AI-powered Wi-Fi 6 to give you an incredible connection, wherever you are.



MODEL		G403	G415	G416
GENERAL	D-Link Wi-Fi Mesh		●	●
	Operational Modes	Router	Router	Router
WIRELESS	Wireless standard	Wi-Fi 4 Wireless N300	Wi-Fi 6 Wireless AX1500	Wi-Fi 6 Wireless AX1500
	Wireless speed	300 Mbps 2.4 GHz	300 Mbps 2.4 GHz 1201 Mbps 5 GHz	300 Mbps 2.4 GHz 1201 Mbps 5 GHz
	Dual-band		●	●
	Smart steering (automatic selection of optimal Wi-Fi band)		●	●
	Multi-User MIMO (MU-MIMO) + OFDMA		●	●
	Wireless security	WPA2/WPA3	WPA2/WPA3	WPA2/WPA3
ADV	Open VPN		●	●
	Static routes	●	●	●
WIRE	LAN speed	Fast Ethernet	Gigabit Ethernet	Gigabit Ethernet
	Number of WAN ports / unit	1	1	1
	Number of LAN ports / unit	4	3	3
4G LTE	LTE category	Cat 4	Cat 4	Cat 6
	Maximum 4G LTE speed (download / upload)	150 / 50 Mbps	150 / 50 Mbps	300 / 50 Mbps
	SIM card slot	Unlocked mini SIM	Unlocked mini SIM	Unlocked mini SIM



COVR



# Covr your whole home in seamless Wi-Fi

Introducing Covr, the seamless Wi-Fi solution that's the perfect fit for modern living. It blankets every square inch of your home with high-speed AC1200 Dual-Band Wi-Fi so you have a signal everywhere, wherever you are. With Covr, you enjoy Wi-Fi that's stable, consistent, and truly seamless.



MODEL		COVR-X1862	COVR-X1863
GENERAL	Coverage area	Up to 420 m <sup>2</sup>	Up to 600 m <sup>2</sup>
	Number of units in pack	2	3
	Wi-Fi EasyMesh™ support	●	●
WIRELESS	Wireless standard	Wi-Fi 6 AX1800	Wi-Fi 6 AX1800
	Wireless speed	574 Mbps 2.4 GHz 1200 Mbps 5 GHz	574 Mbps 2.4 GHz 1200 Mbps 5 GHz
	Dual-band	●	●
	Smart Steering (automatic selection of optimal Wi-Fi band)	●	●
	Smart Roaming	●	●
	Multi-User MIMO (MU-MIMO)	●	●
	Wireless Security	WPA2/WPA3	WPA2/WPA3
BACKHAUL	Dedicated Backhaul	● (Ethernet)	● (Ethernet)
	Backhaul technology	Gigabit Ethernet	Gigabit Ethernet
WIRE	LAN speed	Gigabit Ethernet	Gigabit Ethernet
	Number of WAN ports / unit	1	1
	Number of LAN ports / unit	1	1



Next-Gen Wi-Fi 6 Speeds!



Enhanced Profile Based Parental Controls



High Performance



More Coverage



One Seamless Network

## High Performance

Latest Wi-Fi 6 technology with up to 1,800 Mbps combined Wi-Fi speed and MU-MIMO technologies, Covr provides enough speed to support multiple devices undertaking data-intensive tasks simultaneously no matter where they are in the house.

## More Coverage

Covr's three discreet Covr Points cover up to 600 sq m – enough seamless Wi-Fi coverage for a wide variety of housing sizes and configurations. Wi-Fi dead zones are now a thing of the past.

## One Seamless Network

With Covr, there's just one wireless network name (SSID) for your entire home, no matter where you are, so as you move through the house, your device locks on to the strongest signal.

CONSUMER WIRELESS



4G Hotspot



Model	DWR-932	DWR-933
Wireless standard	Wireless N300	Wireless AC1200
Wireless speed	300 Mbps 2.4 GHz	300 Mbps 2.4 GHz 867 Mbps 5 GHz
Dual-band		•
Wi-Fi Antennas	Internal	Internal
4G/5G Antennas	Internal	Internal
Type of WAN	4G LTE Cat. 4 (D/L: 150 Mbps, U/L: 50 Mbps)	4G LTE Cat. 6 (D/L: 300 Mbps, U/L: 50 Mbps)
Integrated SIM card slot	•	•
USB port	micro-USB x 1	micro-USB x 1
microSD crd slot		•
Battery powered	•	•
Display		OLED

4G USB Adapter



Model	DWM-222
Connection type	4G LTE Cat. 4
Connection speed	D/L: 150 Mbps U/L: 50 Mbps
Antennas	Internal
Integrated SIM card slot	Yes
Interface type	USB 2.0

# Fast, reliable Wi-Fi, wherever you go.

D-Link's range of Personal Wi-Fi Hotspots allows you to stay connected anywhere, anytime.

Harnessing the power of **mobile internet**, our portable Wi-Fi hotspots allow you to access lightning-fast mobile internet wherever you are. Share a single mobile internet connection with multiple devices, whether in a cafe with friends or at a business meeting with colleagues.



# Modem Routers



Model	DSL-3788	DWR-920	DWR-921	DWR-953V2	DWR-960	DSR-250V2	DSR-1000AC
Wireless standard	Wave 2 Wireless AC1200	Wireless N300	Wireless N300	Wireless AC1200	Wireless AC1200		Wireless AC1750
Wireless speed	300 Mbps 2.4 GHz 867 Mbps 5 GHz	300 Mbps 2.4 GHz	300 Mbps 2.4 GHz	300 Mbps 2.4 GHz 867 Mbps 5 GHz	300 Mbps 2.4 GHz 867 Mbps 5 GHz		450 Mbps 2.4 GHz 1300 Mbps 5 GHz
Dual-band	•			•	•		•
MU-MIMO	•			•	•		
Guest Wi-Fi network	•						•
Captive Portal							•
Wi-Fi Antennas	Fixed external	Internal	Internal	Internal	Internal		Detachable external
4G/5G Antennas		Fixed external	Detachable external	Fixed external	Detachable external		
Type of WAN	Gigabit Ethernet, VDSL2 Profile 8b/17a/30a (D/L: 100 Mbps, U/L: 100 Mbps), ADSL2/2+ Annex A	Gigabit Ethernet, 4G LTE Cat. 4 (D/L: 150 Mbps, U/L: 50 Mbps)	Fast Ethernet, 4G LTE Cat. 4 (D/L: 150 Mbps, U/L: 50 Mbps)	Gigabit Ethernet, 4G LTE Cat. 4 (D/L: 150 Mbps, U/L: 50 Mbps)	Gigabit Ethernet, 4G LTE Cat. 7 (D/L: 300 Mbps, U/L: 100 Mbps)	1 x Gigabit Ethernet	2 x Gigabit Ethernet, 3G / 4G/LTE via USB dongle*
Integrated SIM card slot		•	•	•	•		
Wired LAN speed	Gigabit Ethernet	Gigabit Ethernet	Fast Ethernet	Gigabit	Gigabit	Gigabit	Gigabit
Number of LAN ports	3 + 1 (WAN/LAN)	1	4	3 + 1 (WAN/LAN)	1 + 1 (WAN/LAN)	3 + 1 (WAN/LAN)	4
Console port						RJ-45	RJ-45
Fail-safe Internet			•	•	•	•	•
Outbound load balancing						•	•
USB port	USB 2.0 x 1					USB 2.0 x 2	USB 2.0 x 2
USB file sharing	•					•	•
VPN protocols						IPSec, PPTP/L2TP, GRE, SSL, OpenVPN	
VPN encryption						DES, 3DES, AES, Blowfish, Twofish, CAST128	
VPN throughput						200 Mbps	250 Mbps
Firewall throughput						950 Mbps	950 Mbps
L3 routing						RIP v1/v2, OSPF, OSPFv3	
Authentication						Internal User Database, Radius, POP3, LDAP, AD, NT Domain	
Bandwidth control						•	•
Command line, SNMP						•	•

CONSUMER WIRELESS

Wi-Fi Extenders, Access Points, Hotspots



Model	DAP-1325*	DAP-1360	DAP-1610*	DAP-1620*	DAP-X1860*
Wireless standard	Wireless N300	Wireless N300	Wireless AC1200	Wave 2 Wireless AC1300	Wi-Fi 6 AX1800
Wireless speed	300 Mbps 2.4 GHz	300 Mbps 2.4 GHz	300 Mbps 2.4 GHz 867 Mbps 5 GHz	400 Mbps 2.4 GHz 867 Mbps 5 GHz	574 Mbps 2.4 GHz 1200 Mbps 5 GHz
Dual-band			•	•	•
D-Link Wi-Fi Mesh support					•
Operational modes	<ul style="list-style-type: none"> <li>• Wi-Fi Extender</li> <li>• Wi-Fi client</li> </ul>	<ul style="list-style-type: none"> <li>• Access point</li> <li>• Wireless Bridge</li> <li>• Wireless Bridge with AP</li> <li>• Wi-Fi extender</li> <li>• Wi-Fi client</li> </ul>	<ul style="list-style-type: none"> <li>• Wi-Fi Extender</li> <li>• Wi-Fi client</li> </ul>	<ul style="list-style-type: none"> <li>• Wi-Fi Extender</li> <li>• Wi-Fi client</li> </ul>	<ul style="list-style-type: none"> <li>• Wi-Fi Extender</li> <li>• Wi-Fi client</li> </ul>
WPA3 Wi-Fi encryption support					•
Antennas	External	External	Foldable external	Foldable external	Internal
Wired LAN speed	Fast Ethernet	Fast Ethernet	Fast Ethernet	Gigabit Ethernet	Gigabit Ethernet
Number of LAN ports	1	1	1	1	1

Powerline



Model	DHP-601AV*
Package includes	2 x Powerline adapters
Powerline standard	HomePlug AV2
Powerline speed	1000 Mbps
Powerline MIMO	•
Ethernet port	1 x Gigabit per adapter

3G / 4G LTE, Wi-Fi Adapters



Model	DWA-121	DWA-131	DWA-137	DWA-171	DWA-172	DWA-181	DWA-182	DWA-185	DWA-582	DWA-X1850	DWA-X582
Connection type	Wireless N150	Wireless N300	Wireless N300	Wave 2 Wireless AC600	Wireless AC600	Wave 2 Wireless AC1300	Wave 2 Wireless AC1300	Wave 2 Wireless AC1300	Wireless AC1200	Wi-Fi 6 AX1800	Wi-Fi 6 AX3000
Connection speed	150 Mbps 2.4 GHz	300 Mbps 2.4 GHz	300 Mbps 2.4 GHz	150 Mbps 2.4 GHz 433 Mbps 5 GHz	150 Mbps 2.4 GHz 433 Mbps 5 GHz	400 Mbps 2.4 GHz 867 Mbps 5 GHz	400 Mbps 2.4 GHz 867 Mbps 5 GHz	300 Mbps 2.4 GHz 867 Mbps 5 GHz	300 Mbps 2.4 GHz 867 Mbps 5 GHz	600 Mbps 2.4 GHz 1200 Mbps 5 GHz	600 Mbps 2.4 GHz 2400 Mbps 5 GHz
Dual-band				Yes	Yes	Yes	Yes	Yes	Yes	Yes	Yes
Antennas	Internal	Internal	High-gain external	Internal	High-gain external	Internal	Internal	High-gain external	High-gain external	Internal	High-gain external
WPS one button connection	Yes	Yes	Yes	Yes	Yes	Yes	Yes	Yes			
WPA support	WPA, WPA2 and WPA3	WPA, WPA2 and WPA3	WPA and WPA2	WPA, WPA2 and WPA3	WPA, WPA2 and WPA3	WPA, WPA2 and WPA3	WPA, WPA2 and WPA3	WPA, WPA2 and WPA3	WPA and WPA2	WPA2 and WPA3	WPA, WPA2 and WPA3
Interface type	USB 2.0	USB 2.0	USB 2.0	USB 2.0	USB 2.0	USB 2.0	USB 3.0	USB 3.0	PCIe	USB 3.0	PCIe x1
Bluetooth											Bluetooth 5.0

\* Not available for UK and Ireland

USB-C



# One Port, Many Possibilities

D-Link's range of USB-C hubs and adapters allow you to instantly add additional connections to your computers and ultra-portable laptops. Simply connect to an available USB Type-C or Thunderbolt 3 port and enjoy additional ports, wired connectivity and video output in seconds. The compact designs means that you can easily slip into your pocket or laptop bag and take it with you.



Model	DUB-E130	DUB-E250	DUB-H410	DUB-M420	DUB-M520	DUB-M530	DUB-M610	DUB-M810	DUB-V310
Number of ports	1	1	4	4	5	5	6	8	3
USB 3.0			4	2	2	2	2	3	
USB-C with power			1 (up to 60W)		1 (up to 60W)		1 (up to 100W)		1 (up to 100W)
Gigabit Ethernet	1				1			1	
2.5 Gigabit Ethernet		1							
Display output				HDMI x 1	HDMI x 1	HDMI x 1	HDMI x 1	HDMI x 1	HDMI x 1, DP x 1, VGA x 1
Maximum Resolution				Up to 4K	Up to 4K	Up to 4K	Up to 4K	Up to 4K	Up to 4K <sup>1</sup>
Card reader						SD x 1 microSD x 1	SD x 1 microSD x 1	SD x 1 microSD x 1	
Compatible with	Computer with USB-C or Thunderbolt 3 port(s) running Microsoft Windows, Mac OS or Chrome OS Smartphones with USB-C port running Android OS <sup>2</sup>								



Model	DUB-2315	DUB-2325	DUB-2327	DUB-2332	DUB-2333	DUB-2334	DUB-2335	DUB-2340
Number of ports	1	5	6	4	5	5	6	5
Includes USB-A to USB-C adapter	•			•				
USB 3.0		2	2	3	3	3	3	3
Quick Charge USB 3.0								1
USB-C with power		1 (no power)	1 (up to 60W)		1 (up to 60W)	1 (up to 60W)	1 (up to 100W)	1 (up to 60W)
Gigabit Ethernet				1		1	1	
2.5 Gigabit Ethernet	1							
Display output			HDMI x 1		HDMI x 1		HDMI x 1	
Maximum Resolution			Up to 4K		Up to 4K		Up to 4K	
Card reader		SD x 1 microSD x 1	SD x 1 microSD x 1					
Compatible with	Computer with USB-C or Thunderbolt 3 port(s) running Microsoft Windows, Mac OS or Chrome OS Smartphones with USB-C port running Android OS <sup>2</sup>							


<sup>1</sup> Up to 4K (HDMI/DP), up to 1080p (VGA)

<sup>2</sup> Video output works with smartphones supporting DisplayPort Alternate Mode. Card reader and USB drive access function compatible with smartphones supporting USB On-The-Go (OTG).



D-Link is dedicated to setting new standards with our industry-leading business-class networking, wireless, and surveillance products. In fact, we're so confident in the reliability of our products, we offer warranties that truly demonstrate our commitment – giving you full assurance that we stand behind every product, every time.

Your network is the backbone of your business. Keeping it running is essential, even if the unexpected happens. D-Link Assist is a rapid-response technical support service that replaces faulty equipment quickly and efficiently. Maximising your uptime and giving you the confidence that instant support is only a phone call away.



## Limited Lifetime Warranty

The Limited Lifetime Warranty on our business class switching and wireless products reflects our commitment to provide even more quality, performance and value. These include:

- Smart Switches (including integrated fans and power supplies)
- Managed Switches (including integrated fans and power supplies but excluding modules and external power supplies)
- Modular switches (applies to DXS-3400 and DXS-3600 Series, including expansion modules but excluding fans and power supplies)
- Business Wireless Products and Unified Service routers (excluding external power supplies, excludes SoHo Access Points)

Register your eligible D-Link product within 30 days of purchase to qualify for the Limited Lifetime Warranty.

Register at <https://dlink.to/productregister>



## Complimentary Next Business Day Service, as Standard

All D-Link products with 5-year or Limited Lifetime warranty come with complimentary Next Business Day Service. D-Link will send out a replacement product to you on the next business day after acceptance of a product failure. On receipt of the replacement product, you simply arrange the return of the defective product to us. Any products with a 2-year/3-year warranty can also benefit from the Next Business Day advance replacement service when the optional 3-year warranty extension has been purchased.

For more information please refer to [eu.dlink.com/warranty](https://eu.dlink.com/warranty)



PARTNER PROGRAMME



D-Link’s success as a provider of network solutions has been built on its relationship and unrivalled commitment to its partners. Our **Value In Partnership+ Programme** not only builds on these relationships but also takes them to the next level by offering networking solutions, training and processes that increase your ability to be profitable with us, grow and diversify your business and provide excellent value to your customers.

**Partner Benefits Summary\***

	REGISTERED D-Link	BRONZE D-Link	SILVER D-Link	GOLD D-Link
Access to online D-Link Partner Portal	Yes	Yes	Yes	Yes
VIP+ Newsletter	Yes	Yes	Yes	Yes
Free Online Certification Training and Resources	Yes	Yes	Yes	Yes
Webinars and Workshops	Yes	Yes	Yes	Yes
Online Product Tools	Yes	Yes	Yes	Yes
Sales Support Material	Yes	Yes	Yes	Yes
Exclusive Monthly Promotions	Yes	Yes	Yes	Yes
Deal Registration		Yes	Yes	Yes
Eligible for the Demo Purchase Programme		Yes	Yes	Yes
Priority Tech Support		Yes	Yes	Yes
Campaigns Centre for Lead Generation			Yes	Yes
Dedicated Account Management			Yes	Yes
Eligible for Sales Leads			Yes	Yes
Presence on D-Link Website (Where to Buy Section)			Yes	Yes
Invitation to Partner Roundtables				Yes

\* Benefits could vary according to the country, please contact your local D-Link representative for more information.

Visit [vipplus.dlink.com](http://vipplus.dlink.com) to join today!

**Certification and Training**

The D-Link Certification Programme is a **free online, on-demand** training programme that provides sales and technical coursework and exams focused on specific technologies: Wireless, Storage, Security, Switching and IP Surveillance. It’s an opportunity for individuals in your organisation to become **D-Link Specialists**.



Designed for **sales professionals**, DSS courses focus on D-Link’s market strategy, value proposition, product positioning, identifying opportunities and understanding customer needs.



Designed for **pre-sales technical professionals** to ensure that they are knowledgeable about networking concepts and the features, functionality and positioning of D-Link products.

**Tools**

Available only to our registered partners these system design and product selector tools will help you create and simulate the right network solutions pre-sale.



**Product Selector Pro**

A straight-forward tool which allows you to select and compare D-Link products, making it easy for our Partners to know which products to use when setting up or upgrading a network or adding functionality.



**Wi-Fi Planner Pro**

A Useful tool with an intelligent algorithm that provides a visual representation of RF signals for all of D-Link’s wireless network products that simulates the Wi-Fi environment prior to actual deployment.

**VIP+ App**

Make the most out of VIP+ on-the-go. register deals, purchase demo products and access the most popular network planning tools, straight from your mobile device, as well as receive the latest news and promotions.



# D-Link®



#### Disclaimers and Trademarks

D-Link is a registered trademark of D-Link Corporation and its subsidiaries. D-ViewCam, D-ViewCam Plus, Vigilance, JustConnect, Covr, EXO, mydlink, VIP+, Central WiFiManager, D-Link Green, D-Link Assist and others registered by D-Link which may have not been included in this list are trademarks or registered trademarks of D-Link Corporation and/or D-Link Europe Ltd in Europe and/or other countries. Other brand and product names may be the trademarks and properties of their respective holders. All information is subject to change without notice. All rights reserved. Copyright ©2022 D-Link Europe Limited.

#### Exclusions of Liability

We have used all reasonable endeavours to ensure that the data within this Product Guide is accurate at the time of going to press and to correct any errors or omissions as soon as practicable after being notified of them. Guide specifics are subject to change without notice.

[eu.dlink.com](https://eu.dlink.com)

